

ENGLISH

DESIGN
FROM
FINLAND[®]

SIPARILA

PASSION FOR WOOD

INTERIOR PRODUCTS



CEILING: JALO, TRANSLUCENT WHITE ASH
WALLS: USVA, TRANSLUCENT SAND

WOOD OFFERS US
THE OPPORTUNITY TO
BUILD BY RESPECTING
NATURE.

Ideas for all your senses

Wood has always been at the core of Finnish culture, serving various essential purposes, from building and heating homes to being a source of inspiration and creativity. Siparila takes this rich tradition further by offering innovative wood paneling solutions designed to infuse warmth and beauty into your home with the expert touch of Finnish designers.

Embracing wood's versatility and unique allure, our products are tailored to meet diverse interior design needs, whether creating a modern yet inviting ambiance or adding a touch of sophistication to a classic setting.

At Siparila, we believe in the power of impeccable craftsmanship, top-tier design, and a deep reverence for nature. Our products allow you to craft remarkable and personalized elements that perfectly complement your unique style and preferences in home design. Your home should be a reflection of your individuality, and we are committed to ensuring it remains a timeless expression of your distinctive taste and personality.

Juha Sojakka, CEO

Content

AAVA.....	10
JALO	14
KASTE.....	16
KIILLE	18
KOO.....	20
KUULAS	24
PURO.....	28
RAILO	32
ROSO.....	36
SOLA	38
STRUKTUURI.....	40
USVA.....	46
VIRE.....	50
MOLDING.....	54
INTERIOR PANEL PROFILES	59

CLASSIC SLEEK
& MODERN
ELEGANCE

MATERIALS

High-quality interior panels are created using high-quality raw materials. Only the best materials, according to the application, are selected for Siparila interior panels. The choice of materials is used to create different shapes, textures, and characteristics.

KNOTLESS (EM)

Knottless pine panels are virtually knot-free and present the highest quality pine panels available. Our translucent pine panels are mainly manufactured in EM grade. Examples are the VIRE panel in sand color and the KOO panel in gray.

FEW KNOTTED PINE (VM)

In VM-grade pine panels, some small knots are allowed, but they are solid. With the right surface treatment, panels can be given a surface that suitably enhances the character of the wood - such as with USVA panels.

KNOTTED PINE (OM)

Knotted pine is used in panels that allow for larger knots and a rougher appearance. However, there is no need to compromise on characteristics because these types of panels are also available with concealed fixing and end-jointing. Siparila's panels, such as ROSO and KUURA, which are opaque painted, are manufactured to OM quality grade and use a branch penetration retardant primer under the topcoat to ensure quality.

FINGER-JOINTED PINE

Finger-jointed pine is a raw material that is almost branchless and straight, with finger joints. It is used in our opaque painted panels such as KILLLE and KASTE. Finger-jointed pine is also used in our interior moldings because of its excellent properties.

GLUED PINE

Glued pine wood is used to make wide panels, such as the AAVA panels. The glued pine allows the panel to be thin, while at the same time, the dimensional stability is easier to control compared to a solid wood panel of the same size.

GLUED SPRUCE

A glued spruce substrate is used to make our popular STRUKTUURI panels, for example. The glued spruce allows the panel to be thin while at the same time, the dimensional stability is easier to control compared to a solid wood panel of the same size. Due to its low resin formation, spruce is also a perfect material for sauna decoration.

ASPEN

Aspen is very suitable for saunas, as it is very rot-resistant and does not conduct much heat. The raw material for KUULAS sauna panels with prefinished surface treatment is aspen.

BIRCH

Birch is a high-quality and beautifully light raw material for interior panels. Panels made of birch are mainly treated with varnish, which allows the natural look of birch to shine through. Our range of KOO and VALO interior panels is available in birch.

EUROPEAN ASH

Ash is a noble wood, whose beautiful and natural color variation with its grain patterns brings life to any wood surface. Ash is a dense, few knotted raw material used to make, for example, PURO and JALO interior panels.

OAK

Oak is a classic wood for interior elements. Oak interior panels create a sense of dignity and a natural wood surface - for example, the VIRE interior panel in oak is a guaranteed eye-catcher.


MOUNTING METHODS

CONCEALED FIXING

Panels with concealed fixings create a seamless and stylish surface. Concealed fixing marks remain hidden with no holes in the panels from nail heads, from which water and contaminants could otherwise seep into the wood and damage it. Fixing is easy with staples or nails, depending on the profile.

END-JOINTING

Panels with end-jointing allow for cutting panels regardless of stud intervals. End-jointed panels can be seamlessly continued from the previous panel to the following panel, with the seam remaining tightly in its original location. Using end-jointed panels minimizes material waste and saves time and money.





TREATMENTS

Our fully finished interior panels offer a beautiful, high-quality finish for any space. The treatments facilitate a clean finish as the panel surface has been subjected to an industrial treatment. The various surface options enhance the natural characteristics of the wood. Additionally, thermal modification and fire protection of wood expand the range of applications for these panels.




OPAQUE PAINTING

Opaque-painted panels are entirely painted so that the wood material does not show through the finished surface. The result is a beautiful, finished panel that can be installed immediately. Only the cut-off surfaces of the panel require treatment. Several different shades are available for the topcoat.



TRANSLUCENT TREATMENT

The translucent varnish/wood stain treatment gives the panel surface a watercolor-like appearance, revealing the wood grain underneath. This highly durable treatment maintains a natural look on the panel's surface.



SAUNA PROTECTION

Sauna protection is based on varnish treatment. It equalizes the moisture fluctuation of the wood and prevents dirt from being absorbed in the wood.

FIRE PROTECTION

Fire-retardant interior panels enable construction in compliance with fire safety regulations. Most of our interior panel range is available with fire-retardant treatment under the highest fire protection class for wood, B-s1, d0. Fire-retardant interior panels are always manufactured as project products, allowing us to tailor the products to suit your exact needs.



THERMAL MODIFICATION


Thermal modification uses heat and steam to modify the structure of the wood to change its properties. Thermal modification increases the durability of wood: wood does not experience dimensional changes related to temperature or humidity, making it highly resistant to the hot and humid conditions in bathrooms and saunas.



AAVA

EARTHY AND SERENE

The AAVA interior panels are reminiscent of an endless sea, stretching as far as the eye can see. They evoke a feeling of calmness, strength, and reverence. These wide panels, crafted from Nordic redwood, allow you to introduce the boldness and elegance of natural wood into any room. The translucent tinting on the panels highlights the wood's natural and vibrant surface.




CREATE A RELAXING MOOD WITH NATURAL TONES




The AAVA is an elegant solution that brings character to an accent wall or the whole room.

The concealed fixing and end-joints of the panels make it possible to create a seamless surface on the wall. The AAVA panels are available in three different shades with a brushed, translucent surface treatment. The finishing reflects light beautifully and brings a sense of space and airiness to any room.



Snowfall



Polar Night



Beach



END-JOINTING



CONCEALED FASTENING

AAVA


Form	Thickness	Width	Length	Open Seam	Coverage width	Color	Yield	Raw material
AAVA	15 mm	220 mm	2050 mm	6 mm	205 mm	Snowfall, Polar Night, Beach	4,88 m/m ²	Glued pine

SNOWFALL



THE AAVA IS A GREAT CHOICE FOR AN ACCENT WALL OR FOR USE THROUGHOUT THE WHOLE ROOM.

POLAR NIGHT



BEACH





JALO

NATURAL BEAUTY


Experience the natural warmth and modern elegance of JALO interior panels. Crafted from sturdy ash wood, these panels feature a translucent white surface treatment that accentuates the beautiful grain of the wood. The unique grooves add character, creating a captivating ambiance for any space.



MAKE THE MOST OF
WOOD'S WARM TONES



The JALO panels are narrow ash wood panels designed for wall paneling in both dry and wet rooms. Their light surface treatment allows the beautiful grain of the wood to show through. The concealed fixing ensures a smooth and uninterrupted surface. These panels are ideal for creating attractive accent walls in both home and public spaces.



Translucent White

The JALO panels can also be used for creating rounded shapes (the radius must be 500 mm at minimum).



CONCEALED FASTENING



PROTECT AGAINST WATER SPLASHES



CAN BE USED IN SAUNA

JALO

Form	Thickness	Width	Length	Open Seam	Coverage width	Color	Yield	Raw material
JALO	15 mm	42 mm	To be checked	3 mm	33 mm	Translucent White	30,3 m/m ²	Ash

The JALO panel is not end-matched and will require trimming before installation.

KASTE

FRESH AND HARMONIOUS


Visualize a serene summer morning, with dew on the leaves and the gentle dawn light. That's the inspiration behind KASTE interior panels. Their surface treatment evokes the soft, fresh feeling of a summer morning. With KASTE panels, you can effortlessly create a refreshing, light, and harmonious space.



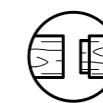
BRING THE FRESHNESS
OF MORNING DEW
INDOORS



The KASTE is an excellent choice for modern, Scandinavian interior design styles – the white color of the panels is easy to combine with other colors in the room. You can install it horizontally or vertically, whichever pleases your eye the most. The KASTE panels have protection against water splashes, which gives them even more applications for various rooms.



White



END-JOINTING



PROTECT AGAINST
WATER SPLASHES



CONCEALED
FASTENING

KASTE

Form	Thickness	Width	Length	Open Seam	Coverage width	Color	Yield	Raw material
STS	13 mm	95 mm	2350 mm	3 mm	82 mm	White	12,22 m/m ²	Finger-jointed pine
STS	15 mm	120 mm	2350 mm	6 mm	105 mm	White	9,52 m/m ²	Finger-jointed pine

KIILLE

THE MAGIC OF LIGHT


When you wish to create a space that appears flooded with natural light through the windows, choose the KIILLE panel. Its pure white surface reflects light beams and makes any space feel brilliantly luminous and airy. The KIILLE is a timeless, classic panel that you can use to create various interior design solutions for any space.



EMPHASIZE THE LUMINOSITY OF YOUR ROOMS



Discover the KIILLE panel, a versatile solution for walls and ceilings. Its clean design serves as a calming canvas for interior design elements. With hidden fixings, it creates a seamless wooden surface. Plus, with end joints, it minimizes waste and ensures precise joints. KIILLE panels are both efficient and elegant.



Pure White



END-JOINTING



CONCEALED FASTENING



PROTECT AGAINST WATER SPLASHES

KIILLE

Form	Thickness	Width	Length	Open Seam	Coverage width	Color	Yield	Raw material
STS	13 mm	95 mm	2350 mm	6 mm	82 mm	Pure White	12,22 m/m ²	Finger-jointed pine
STS	15 mm	120 mm	2350 mm	6 mm	105 mm	Pure White	9,52 m/m ²	Finger-jointed pine

KOO

UNIQUE AESTHETICS

Craft your ideal surface and experience exceptional results. The KOO interior panel collection embodies the beauty and flexibility of wood. These panels can be used independently or together, creating a unique result that is exclusive to your home.




BUILD
SOMETHING
UNIQUE



The timeless and stylish KOO interior panels have been designed by interior design architect Kari Lappalainen.

The collection features three different types of panels that are distinguished by the number of faux grooves. You can create a smooth or a stripy surface with the KOO panels.



KOO Translucent White Birch*



KOO Translucent Gray



K002 Translucent Gray



K004 Translucent Gray



PROTECT AGAINST WATER SPLASHES



CONCEALED FASTENING



* CAN ALSO BE USED IN A SAUNA

KOO

Form	Thickness	Width	Length	Open Seam	Coverage width	Color	Yield	Raw material
KOO	21 mm	95 mm	To be checked	4 mm	83 mm	Translucent Gray, Translucent White Birch	12,05 m ² /m	Knotless pine, Birch
K002	21 mm	95 mm	To be checked	4 mm	83 mm	Translucent Gray, Translucent White Birch	12,05 m ² /m	Knotless pine, Birch
K004	21 mm	95 mm	To be checked	4 mm	83 mm	Translucent Gray, Translucent White Birch	12,05 m ² /m	Knotless pine, Birch

The KOO panel is not end-matched and will require trimming before installation.



THE KOO COLLECTION IS AN ODE TO THE BEAUTY OF WOOD



ON THIS PAGE: K002 TRANSLUCENT WHITE




KUULAS

CHARMING NATURALITY


In Finnish, the word *kuulas* means something clear, bright, and translucent. It's a perfect name for the KUULAS sauna panels whose distinctive look is all due to the translucent hues found on the panels. They let the wood's natural, undisturbed grain pattern shine through like a mist that gently envelops a serene landscape in the distance. It makes every panel unique – just like your sauna.



The finished and smooth surface of the panel is both stylish and beautiful thanks to its narrow open seam. As the surface treatment used for the KUULAS panels lets the natural annual rings of the wood shine through, there may be tonal variations in the surface coloring of the panels. This makes the KUULAS panels a unique choice for sauna paneling.



Steam



Polar Night




PROTECT AGAINST WATER SPLASHES



CAN ALSO BE USED IN A SAUNA



CONCEALED FASTENING



The KUULAS sauna panels are made of aspen wood. Because aspen is a non-resinous wood that conducts heat slowly, it's a perfect choice for a sauna, where the feeling of all surfaces is essential.

The KUULAS sauna panels have a concealed fastening design which enables a nail-free, even and smooth surface immediately after installation. The concealed fastening also makes the panels more durable, as no water can penetrate the wood via nail holes.

The KUULAS panels will make sure that your sauna is a place where you'll love to linger just a moment longer.

KUULAS-SAUNA PANELS

Form	Thickness	Width	Length	Open Seam	Coverage width	Color	Yield	Raw material
STS	15 mm	120 mm	2400, 2700, 3000 mm	3 mm	105 mm	Steam, Polar Night	9,52 m/m ²	Aspen

The KUULAS panel is not end-matched and will require trimming before installation.

PURO

DELICATE AND LIVELY

“Puro” is the Finnish word for a brook. Catching an eye for a little brook is always a delightful sight, and that same liveliness is captured in the visual language of the PURO panels on their stripy surface. The PURO is a pinnacle of Finnish design created by designer Laura Väre from Design Studio RATIA. In line with RATIA’s design philosophy, the PURO panels can stand the test of time and make everyday life feel more prosperous. The PURO panels bring a delicate, light liveliness to any room.

THERMALLY MODIFIED SOFTWOOD

THERMALLY MODIFIED SOFTWOOD

RATIA®

CREATE A
DELIGHTFUL LOOK
WITH VIVACIOUS
WOOD



PURO

The PURO interior panels can be used in various rooms, including a sauna. They are available in three different shades, so you can create a color palette that perfectly suits your style. The annual rings of wood and knots create liveliness on the panels’ surface, resembling stones and flows in a brook.



CONCEALED FASTENING



PROTECT AGAINST WATER SPLASHES




*CAN ALSO BE USED IN A SAUNA



Pure White



Translucent White Ash*



Thermally modified softwood*

Form	Thickness	Width	Length	Open Seam	Coverage width	Color	Yield	Raw material
PURO	15 mm	90 mm	2050 mm	6 mm	80 mm	Natural Brown	12,5 m/m ²	Thermally modified softwood
PURO	15 mm	90 mm	2350 mm	6 mm	80 mm	Natural Brown	12,5 m/m ²	Thermally modified softwood
PURO	15 mm	90 mm	2700 mm	6 mm	80 mm	Pure White	12,5 m/m ²	Knotless pine
PURO	15 mm	90 mm	3600 mm	6 mm	80 mm	Pure White	12,5 m/m ²	Knotless pine
PURO	15 mm	90 mm	To be checked	6 mm	80 mm	Translucent White Ash	12,5 m/m ²	Ash

The PURO panel is not end-matched and will require trimming before installation.




LET THE WOOD
PATTERNS BE SEEN
AND FELT

THERMALLY MODIFIED SOFTWOOD



THERMALLY MODIFIED SOFTWOOD




PURE WHITE

RAILO

CONTRAST AND BALANCE


Have you ever heard the ice singing in winter? That almost yodel-like sound is the result of the ice moving and its surface cracking - leading to deep grooves and cracks that break the surface of the ice. The smooth surface of the RAILO panels has faux grooves that break up the even surface, just like cracks in the ice. The RAILO panels allow you to create bold contrasts or balance a room's mood.



TRANSLUCENT GRAY

The RAILO panels are available in two stylish colors, perfect for creating different atmospheres in interior spaces. In translucent gray tone panels create a soft, calm mood while opaque white brings a sense of airiness.

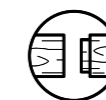
These elegant panels have a lot of personality, but they are still a timeless choice suitable for creating bold contrasts or balancing the colors of a room. RAILO panels can be used to decorate walls and ceilings.



Pure White



Translucent Gray



END-JOINTING



CONCEALED FASTENING



PROTECT AGAINST WATER SPLASHES



RAILO

Form	Thickness	Width	Length	Open Seam	Coverage width	Color	Yield	Raw material
STS	13 mm	95 mm	2350 mm	6 mm	82 mm	Pure White	12,22 m/m ²	Finger-jointed pine
STS	15 mm	95 mm	2000 mm	6 mm	82 mm	Translucent Gray	12,22 m/m ²	Finger-jointed pine

TRANSLUCENT GRAY

BRING SOME RHYTHM INTO THE ROOM



ROSO

RESTRAINED ROUGHNESS


Feel the texture of the wood as you run your fingers over its fine lines, coarse surface, and raised spots. These features tell the unique story of the tree from which the wood originated. The ROSO interior panels provide an authentic tactile experience, and the pure white color lends the panels a sophisticated and restrained appearance.



ADD A BIT OF
ROUGHNESS
TO THE ROOM



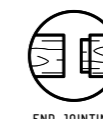
The unique surface treatment of the ROSO interior panels brings out the wood texture beautifully. The panels are suitable for both walls and ceilings in dry and moist conditions. The versatile ROSO panels let you create stylish combinations, as the panels' color goes with a wide variety of interior design elements.



Pure White



Black



END-JOINTING



CONCEALED FASTENING



PROTECT AGAINST WATER SPLASHES

ROSO

Form	Thickness	Width	Length	Open Seam	Coverage width	Color	Yield	Raw material
STS	13 mm	120 mm	2050 mm	3 mm	107 mm	Pure White, Black	9,34 m/m ²	Knotty pine
STS	13 mm	120 mm	2350 mm	3 mm	107 mm	Pure White, Black	9,34 m/m ²	Knotty pine




SOLA

NATURAL CONTRASTS


Along the mountainside, a narrow notch shaded by the slopes cuts a groove through the landscape. Light and shadow play over the slopes and create a breathtaking view, similar to the surface of the SOLA interior panels. These panels allow you to create a bold, three-dimensional look on walls and ceilings. The panel has a unique appearance due to its stripy shape, highlighted by black grooves.



LET LIGHT AND SHADOW PLAY OVER THE SURFACES



The unique look of the SOLA panels is created by its black grooves, which gives the panels a three-dimensional and exciting look. The SOLA panels are made from thermally modified softwood, which is deep brown and emphasizes the wood's natural grain pattern. The SOLA panels can be installed both vertically and horizontally. They can also be used in a sauna.



Thermally modified softwood



CONCEALED FASTENING



PROTECT AGAINST WATER SPLASHES



CAN ALSO BE USED IN A SAUNA

SOLA

Form	Thickness	Width	Length	Open Seam	Coverage width	Color	Yield	Raw material
SOLA	15 mm	90 mm	To be checked	6 mm	80 mm	Natural Brown	12,5 m/m ²	Thermally modified softwood

The SOLA panel is not end-matched and will require trimming before installation.


STRUKTUURI

NATURAL STYLISHNESS OF WOOD


Experience the inspiration of nature with our STRUKTUURI panels. Designed to reflect the protective and unique bark of wood, these panels bring a tranquil and natural atmosphere to your home. Their broad shape makes them versatile for various purposes, creating an inviting and serene environment.



PURE WHITE



TRANSLUCENT BLACK



PEARLY GRAY



PEARLY BROWN

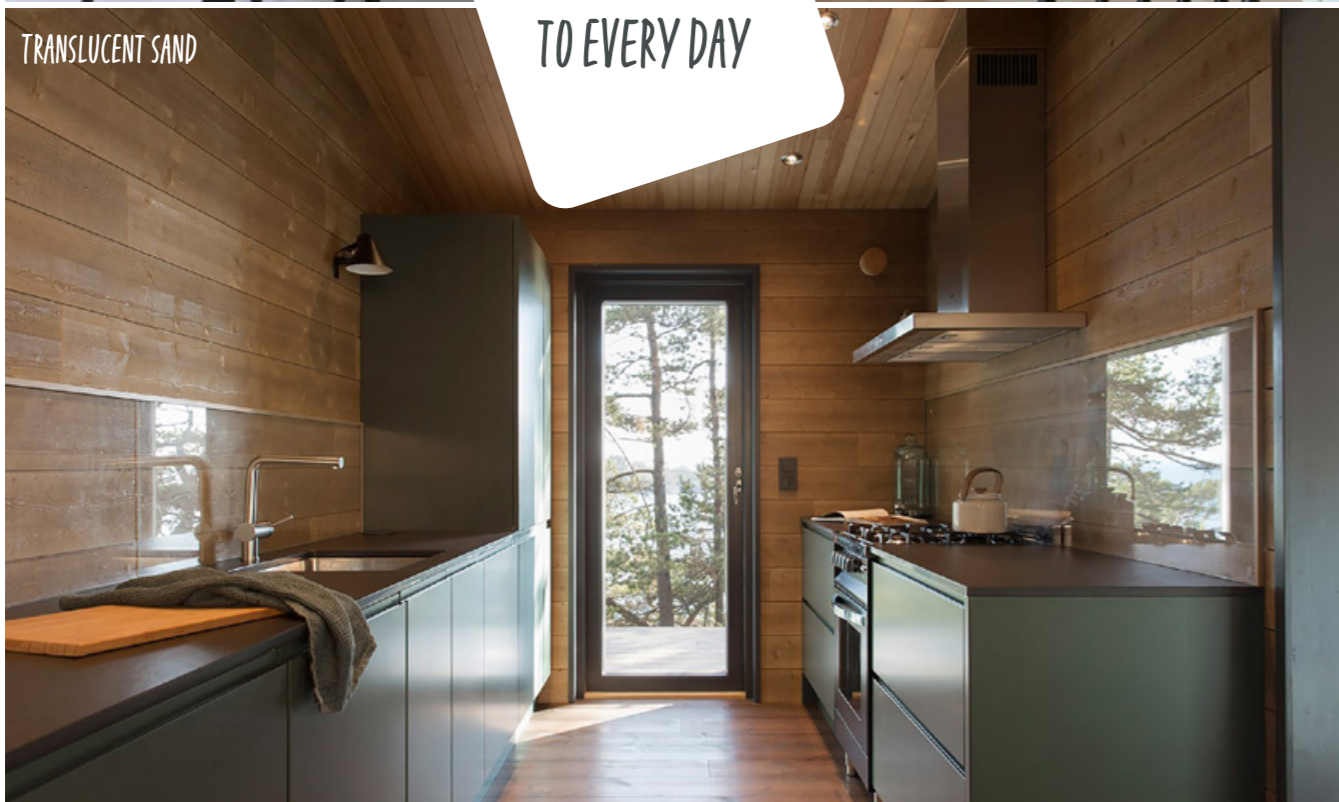


TRANSLUCENT SAND

The STRUKTUURI interior panels, with their knots and grain of natural wood, are a bold choice that allows you to play with light and shadow, creating the atmosphere you desire. Available in five colors, these panels can be used throughout the house, giving your design a nuanced, clever, yet unified appearance. Their adaptability to various interior design styles allows you to create a stunning and aesthetically pleasing solution that is not only timeless but also on-trend, combining modern design with the natural stylishness of wood.



BRING LUXURY
TO EVERY DAY



Wood is a stunning material in terms of its visual effects and features. You can enhance indoor air quality by utilizing wood on various surfaces throughout the home. Real wood can breathe life into any room by absorbing and releasing humidity.

The STRUKTUURI panels are suitable for use in various rooms throughout the house, including a sauna. The panels are surface-treated to withstand the heat and humidity fluctuations typical of a sauna environment. The concealed fixing prevents water from penetrating the wood and causing damage.

You can choose the panel color that best suits your sauna's atmosphere. Opt for white for a fresh, spa-like sauna style, dark for a traditional smoke-heated sauna aesthetic, or Pearly Grey for a mystical mood. Alternatively, you can pick the soothing Pearly Brown or natural Sand colors to give your sauna a brand-new look.

- 
PROTECT AGAINST WATER SPLASHES
- 
CAN ALSO BE USED IN A SAUNA
- 
CONCEALED FASTENING
- 
END-JOINTING

STRUKTUURI

Form	Thickness	Width	Length	Open Seam	Coverage width	Color	Yield	Raw material
STS	15 mm	176 mm	2350 mm	6 mm	161 mm	Pure White, Translucent Sand, Translucent Black, Pearly Gray, Pearly Brown	6,21 m/m ²	Glued spruce



USVA

FOR A MAGICAL MOOD

Perhaps you've walked along a misty path, feeling the mist wrap around you and your surroundings like a comforting hug, making the scenery seem mysterious and magical. The USVA interior panels let you recreate this magical mood indoors.



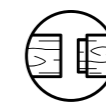
BRING THE
SOFTNESS OF
MIST INDOORS



The USVA panels have a velvety smooth surface with microgrooves that enhance the unique characteristics of the wood, producing an impressive effect as the light changes. These contemporary panels are ideal for accent walls as well as large wall and ceiling surfaces. The surface of the USVA panels showcases the knots typical of authentic, natural wood.




Translucent Sand



END-JOINTING



PROTECT AGAINST
WATER SPLASHES



CONCEALED
FASTENING

TRANSLUCENT SAND



CREATE WITH THE BIG
PICTURE IN MIND OR
ACCENT THE SMALLEST
DETAILS

TRANSLUCENT SAND



TRANSLUCENT SAND



USVA

Form	Thickness	Width	Length	Open Seam	Coverage width	Color	Yield	Raw material
STS	15 mm	120 mm	2050 mm	6 mm	105 mm	Translucent Sand	9,52 m/m ²	Few knotted pine
STS	15 mm	120 mm	2950 mm	6 mm	105 mm	Translucent Sand	9,52 m/m ²	Few knotted pine



TRANSLUCENT WHITE ASH

VIRE

TIMELESS TOP DESIGN

Experience the gentle sway of the water's surface, as it forms delicate ripples and small waves. This graceful movement is artfully captured in the VIRE interior panels, a result of the collaboration with Ristomatti Ratia. The wave-like surface of the panels offers a captivating visual experience from every angle. Elevate your interior design with VIRE, a stunning example of Finnish craftsmanship that brings a touch of elegance to any space.



The three-dimensional VIRE interior panel is designed to add elegance to home interiors. Its wave-like appearance changes depending on the viewing angle, creating a versatile design. VIRE interior panels can be used for both wall and ceiling paneling.

The Vire panel features a concealed fixing system for easy installation and a fully finished surface treatment. It can be installed horizontally or vertically. Our collection offers various options for every room, from living rooms to saunas.



Translucent White Ash*



Translucent White Birch*



Black



Pure White



Translucent Sand



PROTECT AGAINST WATER SPLASHES



**CAN ALSO BE USED IN A SAUNA



CONCEALED FASTENING

TRANSLUCENT SAND

LET THE WAVES
INSPIRE YOU



VIRE

Form	Thickness	Width	Length	Coverage width	Color	Yield	Raw material
VIRE	15 mm	90 mm	2700 mm	79 mm	Pure White, Black	12,66 m/m ²	Knotless pine
VIRE	15 mm	90 mm	3600 mm	79 mm	Pure White, Black	12,66 m/m ²	Knotless pine
VIRE	15 mm	90 mm	To be checked	79 mm	Translucent Sand, Translucent White Birch, Translucent White Ash	12,66 m/m ²	Knotless pine, Birch, Ash

The VIRE panel is not end-matched and will require trimming before installation.



MOLDING

FRAME YOUR HOME LIKE A BEAUTIFUL PICTURE

Siparila's molding collection offers various options and colors to help you create charming and intentional details in your home. Find the perfect molding to match your taste and highlight your home's characteristics with a stylish, natural look. Let your creativity run free because the only limit is your imagination. The moldings in the KINOS, KUMPU, VANA, and VIIVA collections are versatile multi-purpose moldings, meaning each type can be used as both a cover molding and skirting board.

KIILLE

The KIILLE interior molding is a straight-edged and minimalistic option, perfect for those looking for a subtle finishing touch. The collection offers a variety of options including skirting boards, crown molding, and cover molding.

VANA

The VANA interior molding can soften modern interior designs or bring a sense of calm to a romantic style. VANA molding can be used as both cover molding and skirting.

KUMPU

The KUMPU interior molding features a rounded, wave-like shape, allowing you to infuse a soft and charming feel into your interior design details. It can serve as both cover molding and skirting.

KINOS

The KINOS molding adds rich detailing to your interior design. This decorative KINOS molding is perfect for completing a room from top to bottom. It can be used as cover molding or skirting and is available in a wide range of widths up to 120 cm.

VIIVA

The VIIVA molding adds an understated and stylish finishing touch to your interior design. It features a minimalistic and streamlined shape, serving as a multi-purpose combination molding that can be used both as cover molding and skirting.

JALOPUU

The JALOPUU molding, made of ash wood, is shaped similarly to the KIILLE molding and provides a stylish finish for ash wood paneling.



ALL SIPARILA MOLDINGS ARE MADE OF REAL, NATURAL WOOD.



KIILLE

KIILLE-Baseboard	Thickness, mm	Width, mm	Length, mm	Color
12x42 KIILLE baseboard	12	42	3600	Pure White
12x70 KIILLE baseboard	12	70	3600	Pure White
12x90 KIILLE baseboard	12	90	3600	Pure White
20x42 KIILLE electric baseboard (trail 13x26)	20	42	3600	Pure White
20x70 KIILLE electric baseboard (trail 13x40)	20	70	3600	Pure White
20x90 KIILLE electric baseboard (trail 13x40)	20	90	3600	Pure White
12x42 KIILLE coverboard (door measure)	12	42	3600	Pure White
12x42 KIILLE coverboard	12	42	3600	Pure White
12x70 KIILLE coverboard	12	70	3600	Pure White
12x90 KIILLE coverboard	12	90	3600	Pure White
15x44 KIILLE ceiling molding	15	44	3600	Pure White



VANA

VANA-Molding	Thickness, mm	Width, mm	Length, mm	Color
15x70 VANA cover/baseboard (combination)	15	70	3600	Pure White
15x90 VANA cover/baseboard (combination)	15	90	3600	Pure White
15x60 VANA ceiling molding	15	60	3600	Pure White




KUMPU

KUMPU-Mouldings	Thickness, mm	Width, mm	Length, mm	Color
15x56 KUMPU cover/baseboard (combination)	15	56	3600	Pure White
15x68 KUMPU cover/baseboard (combination)	15	68	3600	Pure White
15x92 KUMPU cover/baseboard (combination)	15	92	3600	Pure White



KINOS

KINOS-Moldings	Thickness, mm	Width, mm	Length, mm	Color
15x56 KINOS cover/baseboard (combination)	15	56	3600	Pure White
15x70 KINOS cover/baseboard (combination)	15	70	3600	Pure White
15x90 KINOS cover/baseboard (combination)	15	90	3600	Pure White
15x120 KINOS cover/baseboard (combination)	15	120	3600	Pure White
15x64 KINOS ceiling molding	15	64	3600	Pure White



VIIVA

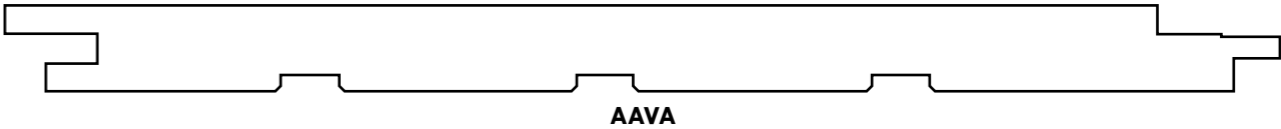
VIIVA-Moldings	Thickness, mm	Width, mm	Length, mm	Color
20x70 cover/baseboard (combination)	20	70	3600	Pure White
20x90 cover/baseboard (combination)	20	90	3600	Pure White
20x145 cover/baseboard (combination)	20	145	3600	Pure White



JALO-PUU

JALOPUU-Moldings	Thickness, mm	Width, mm	Color
15x70 baseboard	15	70	Translucent White Ash
15x70 coverboard	15	70	Translucent White Ash
16x16 square molding	16	16	Translucent White Ash
28x28/22 corner molding	28	28	Translucent White Ash

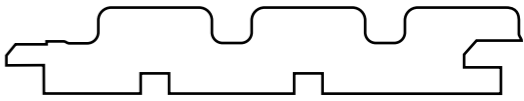
INTERIOR PANEL PROFILES*



AAVA



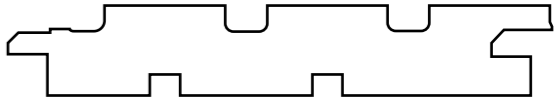
JALO




PURO



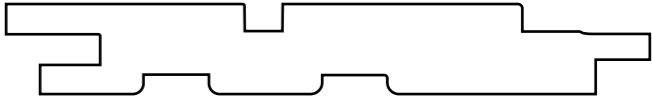
KASKI



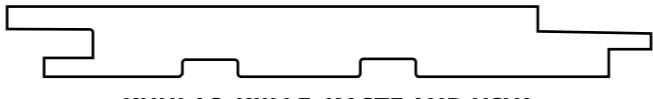
SOLA




KIILLE BEADPANEL



RAILO



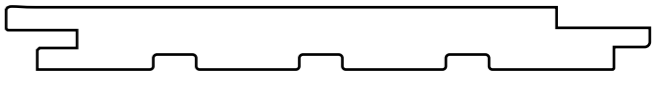
KUULAS, KIILLE, KASTE AND USVA



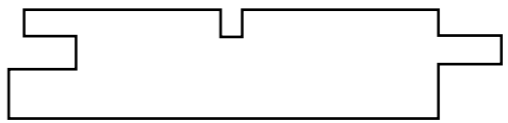
ROSO



KOO



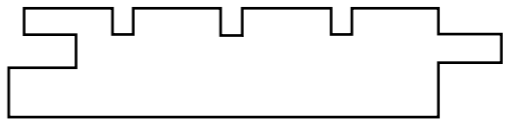
STRUKTUURI



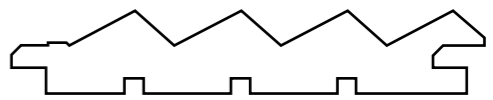
KOO2



VALO



KOO4



VIRE

*IMAGES ARE NOT IN SCALE.

SUSTAINABILITY

Sustainable and healthy living while respecting the vitality of forests

Wood has always been the building material that Finns trust, and we hope to keep it that way. As industry pioneers, we are involved in strengthening a building culture that respects the vitality and health of forests and promotes sustainable and healthy living.

This requires us to continuously and actively develop operating models that promote the well-being of the environment and people. Sustainable development plays an essential role in our business, and product quality, sustainability and safety are the cornerstones of our operations.

As a building material, wood is a responsible choice, as it is environmentally friendly, renewable, and recyclable. Wood construction is one of the best ways to reduce CO₂ emissions from construction because the CO₂ emissions from wood construction are minimal compared to, for example, concrete structures.

EPD for reliable and transparent measurement of environmental impact

Environmental Product Declarations (EPD) constitute a reliable way to present the environmental effects of products. Siparila's exterior, interior and thermally modified panels come with EPDs.

Well-being of forests as the basis of operations



Forests are the foundation of the vitality and diversity of Finnish nature. The PEFC certification system ensures the well-being of forests internationally and guarantees that the wood has been harvested sustainably, respecting forest biodiversity. We want to play our part in ensuring that the forest's natural habitats and the opportunities for species to live remain strong now and in the future.

Quality and safety first

In construction, it is important for the products used to be healthy and safe. All Siparila wood products are CE-marked and do not contain chemicals hazardous to humans or nature.

We are constantly developing new surface treatment methods to ensure our wood products look attractive and last long even in challenging weather conditions. Our investment in priming and coating methods has earned Siparila FI certification.







SIPARILA

Varaslahdentie 1, FI-40800 Vaajakoski
Tel. +358 10 4242 000
www.siparila.com



Follow us on social media



#siparila @siparila